

GEPV-100

100 WATT PHOTOVOLTAIC MODULE

FEATURES

- 36 single-crystal cells connected in series
- Peak power of 100 Watts at 16.1 Volts
- Designed for optimum use in residential and commercial grid-tied applications
- 25-year limited warranty on power output, 5-year limited warranty on materials and workmanship*
- Junction box is available in two versions: pre-wired junction box with MC Connectors or unwired with a user-accessible terminal strip

BENEFITS

- Output power tolerance of +/- 5%
- Robust lightweight black anodized aluminum frame with pre-drilled holes for quick installation
- Engineered for the most rugged of locations including those which experience hail, snow, and ice storms

CERTIFICATIONS


The GEPV-100 Module meets the following requirements:



UL-1703



IEC-61215

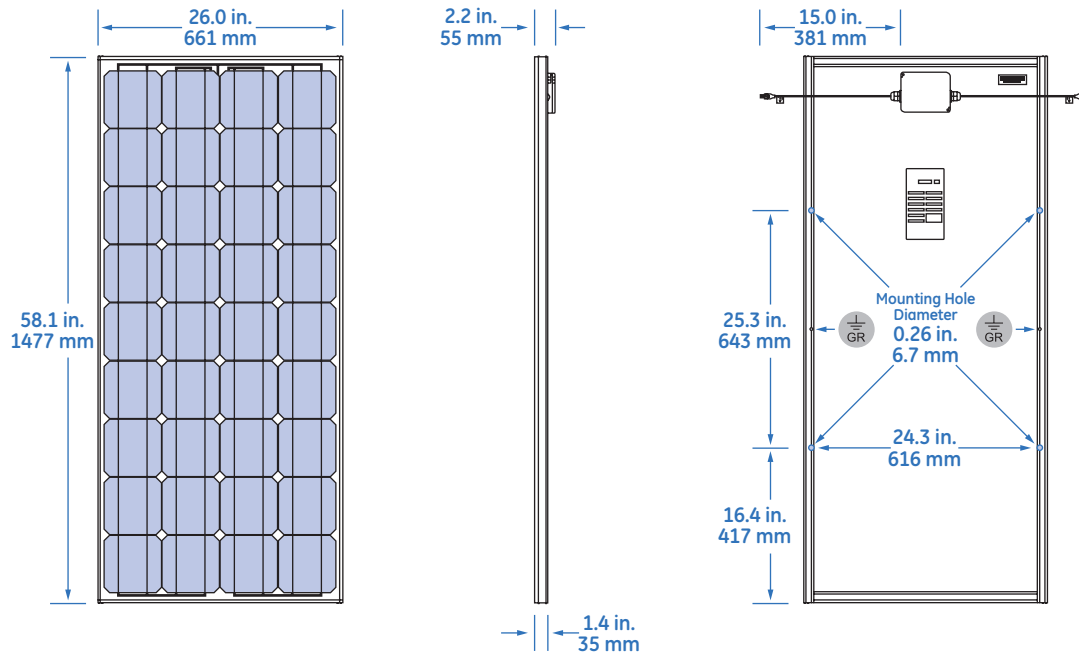


*Refer to GE Energy Product Warranty for specific details



imagination at work

PHYSICAL CHARACTERISTICS

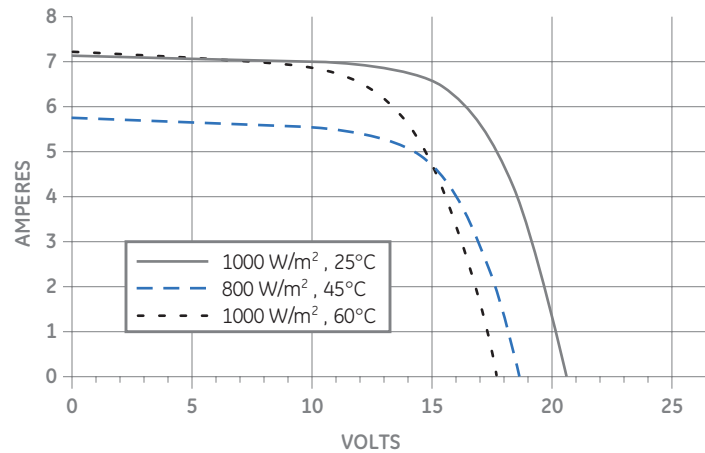


Physical Design Properties

Weight	26.1 lb [11.9 kg]
Weight (Wind) Bearing Potential	50 lbs/ft ² [125 mph equivalent]
Hailstone Impact Resistance	1" @ 50 mph [25 mm @ 80 kph]

ELECTRICAL PERFORMANCE

Typical I-V Curve for GEPV-100 Module



Typical Performance Characteristics

Peak Power (Wp)	Watts	100
Max. Power Voltage (Vmp)	Volts	16.1
Max. Power Current (Imp)	Amps	6.2
Open Circuit Voltage (Voc)	Volts	20.6
Short Circuit Current (Isc)	Amps	7.1
Short Circuit Temp. Coefficient	mA/°C	+3
Open Circuit Voltage Coefficient	V/°C	-0.08
Max. Power Temp. Coefficient	%/°C	-0.5
Max. Series Fuse	Amps	15
Normal Operating Cell Temperature [NOCT]	deg. C	45

I-V parameters are rated at Standard Test Conditions (Irradiance of 1000 W/m², AM 1.5G, cell temperature 25°C). As with all single-crystal PV Modules, during the stabilization process that occurs during the first few days in service, module power may decrease approximately 3% from typical maximum power due to a phenomenon known as Light Induced Degradation (LID). All measurements are guaranteed at the laminate leads. NOCT is defined as 800 W/m², 20 deg. C ambient, and 1 m/s windspeed.



GE Energy
231 Lake Drive
Newark, DE 19702
866-750-3150

gepower.com/solar